



技術資料 / echnical data

● 介紹及應用 Introduction and application

真空接口螺紋為G1/2或G3/4
 有多種配置可訂製滿足您具體的需求，
 Si真空管可提供高真空流量，Xi真空管可
 提供高真空度。


Vacuum interface thread is G1/2 or G3/4
 There are a variety of configurations that can be customized to
 meet your specific needs, Si vacuum tube can provide high
 vacuum flow, Xi vacuum tube can
 Provides high vacuum.

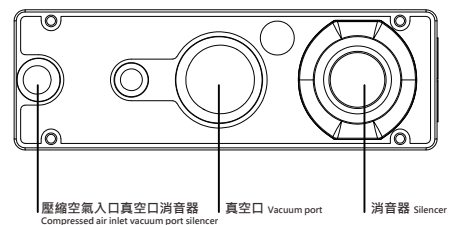
● 結構 Structure

主體輕質耐衝擊塑料製成
 可選用1至2根不等數量的真空發生管
 密封件由 NBR 橡膠製成
 備選部件：塑料消音器、真空表

Body made of lightweight, impact-resistant plastic
 Optional use of 1 to 2 vacuum tubes
 Seals are made of NBR rubber
 Alternative parts: plastic silencer, vacuum gauge

● 訂購代號 How to code

CVC	-	G 1/2	-	25	-	SI32
產品代號 Product code		連接牙口 Connect the mouth		本體尺寸 Body size		真空管類型 Vacuum tube type
		G 1/2 四分 G 3/4 六分		25 25 mm 50 50 mm		SI32 XI40



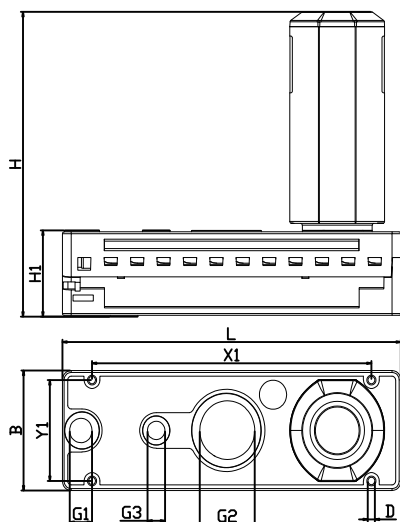
● 標準尺寸資料 Standard size data

CVC-25-SI32-1-G1/2
CVC-50-SI32-2-G1/2
CVC-25-XI40-1-G1/2
CVC-50-XI40-2-G1/2
CVC-25-SI32-1-G3/4
CVC-50-SI32-2-G3/4
CVC-25-XI40-1-G3/4
CVC-50-XI40-2-G3/4

外觀尺寸圖 Dimensions

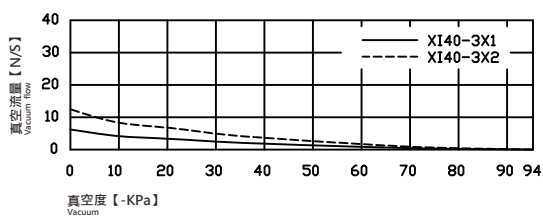
CVC

型號 Model	最大真空度 Maximum vacuum	最大抽吸能力 Maximum suction capacity	耗氣量 Air consumption	工作壓力 Work pressure	自重 Self-respect	工作溫度 Operating temperature
	[%]	[l/min]	[l/min]	[bar]	[g]	[°C]
CVC-25-SI32-1	70	342	90	5	550	-10... 80
CVC-50-SI32-2	70	684	180	5	550	-10... 80
CVC-25-XI40-1	91	372	120	5	550	-10... 80
CVC-50-XI40-2	91	744	240	5	550	-10... 80



型號 Model	尺寸 Size [mm]									
	B	D	G1	G2	G3	H	H1	L1	X1	Y1
CVC-G1/2	64	4.1	G1/4-F	G1/2-F	G1/8-F	162.6	46	193	159.3	53.8
CVC-G3/4	64	4.1	G1/4-F	G3/4-F	G1/8-F	162.6	46	193	159.3	53.8

5bar工作壓力下不同真空度對應的真空流量5bar
The vacuum flow corresponding to different vacuum degrees under 5bar working pressure is 5bar



5bar工作壓力下不同真空度對應的真空流量
Vacuum flow corresponding to different vacuum degrees under 5bar working pressure

