



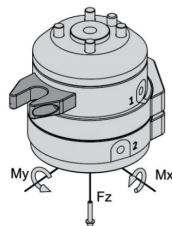
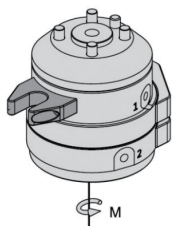
技術資料 Technical data

本體型號 Model		DDF-30-2	DDF-30-4	DDF-40-2	DDF-40-4	DDF-50-2	DDF-50-4
使用流體 Medium		壓縮乾燥空氣 Compressed dry air					
氣通路數 Number of air passages		2	4	2	4	2	4
電通路數 Number of electrical paths		4	6	4	6	4	6
額定電壓 Rated voltage	V	60					
額定電流 Rated current	A	1					
最大轉速 Maximum speed	KG	120	110	120	110	120	110
最小/最大/壓力 Min/Max.pressure	bar	2~7					
最小/最大溫度 Min./max. temperature	°C	5 - 60					
重量 Weight	KG	0.5	1.06	0.85	1.8	0.85	1.9

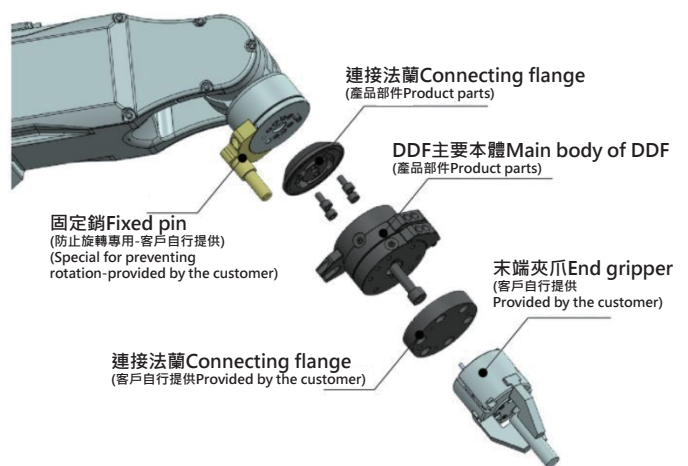
容許負載 Allowable load

型號 Model number	恆定力矩 Constant torque(N.m)	啟動力矩 Starting torque(N.m)	Mx max(N.m)	My max(N.m)	Fz max(N)
DDF-30-2	1	1.5	20	20	2000
DDF-30-4	4	5	50	50	2000
DDF-40-2	1.5	2.5	70	70	4000
DDF-40-4	6	8	110	110	4000
DDF-50-2	1.5	2.5	70	70	4000
DDF-50-4	6	8	110	110	4000

負載圖 Load diagram

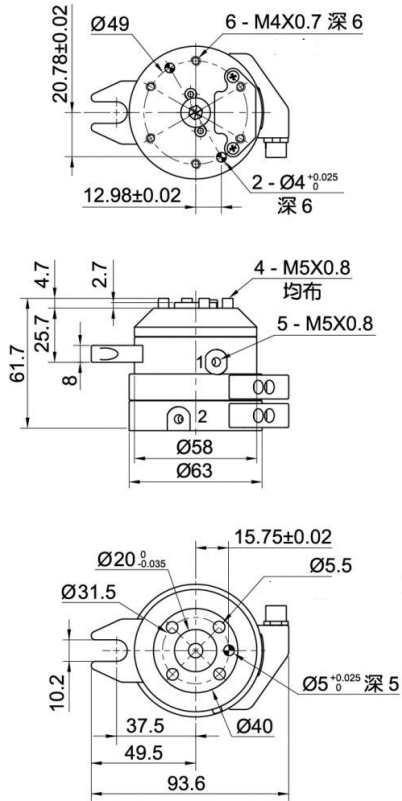


安裝示意圖 Installation diagram

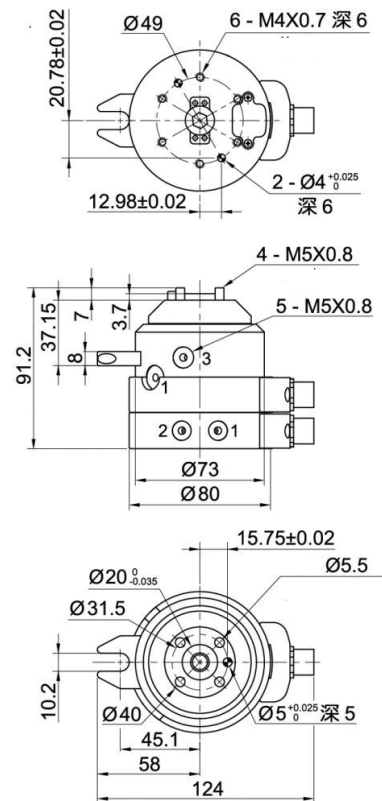


外觀尺寸圖 Dimensions

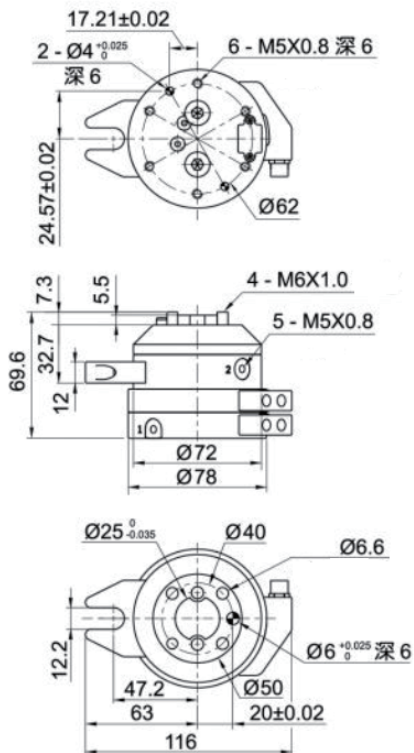
DDF-30-2



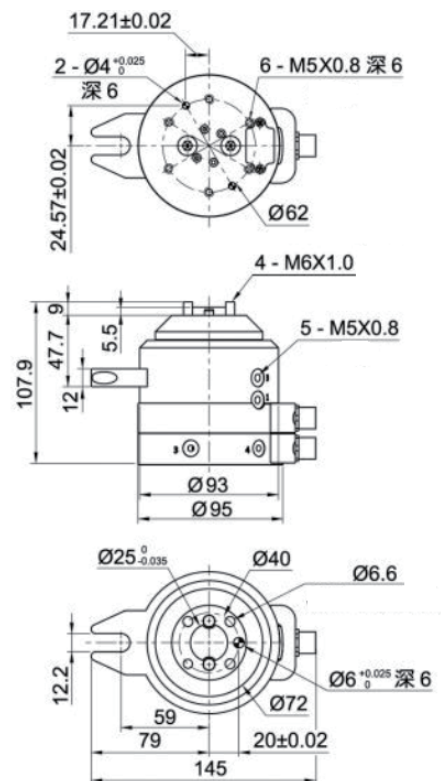
DDF-30-4



DDF-40-2



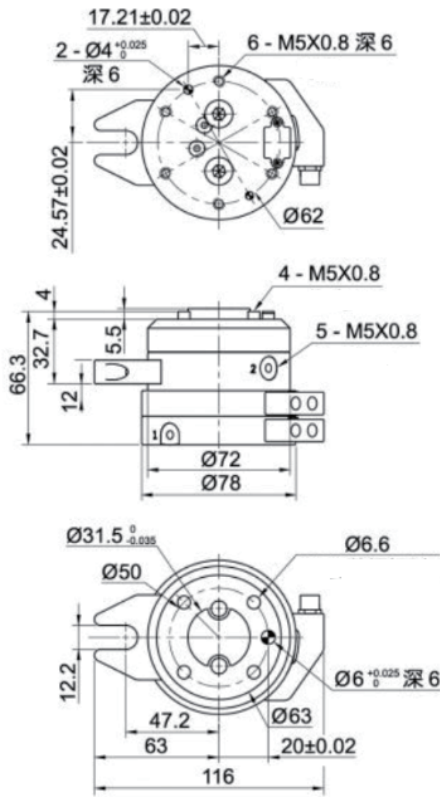
DDF-40-4



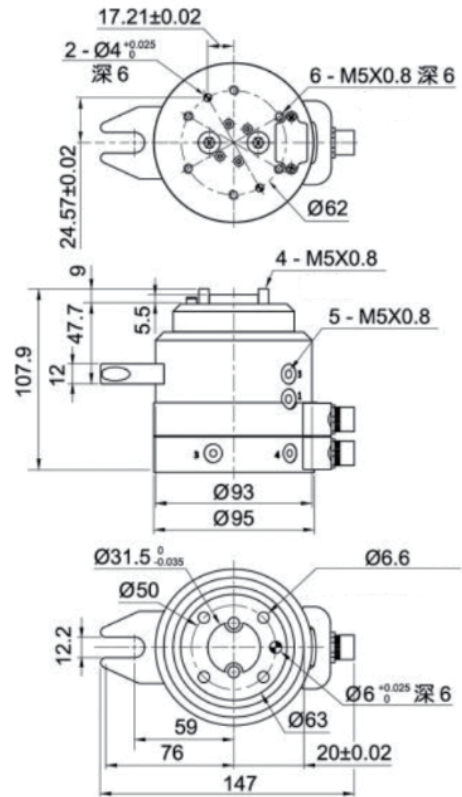
DDF

外觀尺寸圖 Dimensions

DDF-50-2



DDF-50-4



DDF機械人旋轉接頭安裝方式 Robot rotary joint installation method



固定銷安裝 Fixed pin installation



PS: 固定銷安裝與DDF旋轉接頭安裝無先後順序
Fixed pin installation and DDF rotary joint installation in no order
(防止旋轉專用-客戶自行提供/Special for preventing rotation-provided by the customer)

連接法蘭安裝 Connection flange installation



末端夾爪安裝 End gripper installation (客戶自行提供/Provided by the customer)



PS: 客戶自行提供末端夾爪
The customer provides the end gripper