



技術資料 Technical data

● 介紹及應用 Introduction and application

搬運吸取平面存在高度差異的工件(如曲面金屬薄板)
搬運對壓力敏感的工件(如玻璃)·確保柔性接觸
應用:對應任何真空吸盤以及場合運用


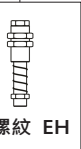
Handling workpieces with different heights (such as curved metal sheets).
Handle pressure-sensitive workpieces (such as glass) to ensure flexible contact.
Application : corresponding to any vacuum suction cup and occasion.

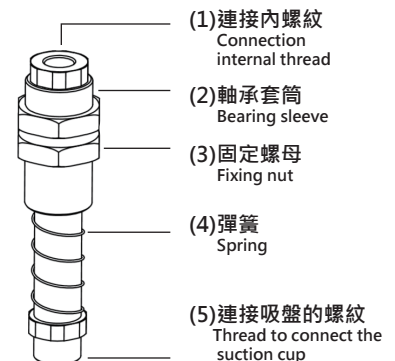
● 結構 Structure

彈簧緩衝支桿上方有連接內螺紋(1)
軸承套筒(2)與高強度不銹鋼桿組裝而成·
外部彈簧組裝(4)讓本體有下位緩衝
(5)連接吸盤的螺紋·外螺紋接頭則有不同的規格
(3)兩個鎖緊螺母用於固定支架

There is a connecting internal thread (1) above the spring buffer rod
The bearing sleeve (2) is assembled with a high-strength stainless steel rod,
External spring assembly (4) allows the body to have a lower cushion
(5) The thread of the suction cup is connected, and the external thread joint has different specifications
(3) Two lock nuts are used to fix the bracket.

● 訂購代號 How to code

FSTE-HD	-	G 1/8	-	EH	-	AR	-	15	-	M16
產品代號 Product code		連接牙口 Connect the mouth		螺紋種類 Thread type		防旋轉功能 Anti-rotation function		緩衝距離 Buffer distance		固定螺母 Fixing nut
		G 1/8 一分 G 1/4 二分 G 3/8 三分 G 1/2 四分		 外螺紋 EH		AR 防旋轉功能 Anti-rotation function		15 15mm 25 25mm 50 50mm 75 75mm 90 90mm		M16 M20 M30



● 標準尺寸資料 Standard size data

FSTE-HD-G1/8-EH-15(M16)
FSTE-HD-G1/8-EH-AR-15(M16)
FSTE-HD-G1/8-EH-25(M16)
FSTE-HD-G1/8-EH-AR-25(M16)
FSTE-HD-G1/8-EH-50(M16)
FSTE-HD-G1/8-EH-AR-50(M16)

FSTE-HD-G1/4-EH-25(M20)
FSTE-HD-G1/4-EH-AR-25(M20)
FSTE-HD-G1/4-EH-50(M20)
FSTE-HD-G1/4-EH-AR-50(M20)
FSTE-HD-G1/4-EH-75(M20)
FSTE-HD-G1/4-EH-AR-75(M20)

FSTE-HD-G3/8-EH-25(M30)
FSTE-HD-G3/8-EH-AR-25(M30)
FSTE-HD-G3/8-EH-75(M30)
FSTE-HD-G3/8-EH-AR-75(M30)
FSTE-HD-G3/8-EH-90(M30)
FSTE-HD-G3/8-EH-AR-90(M30)

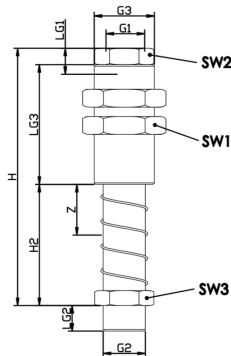
FSTE-HD-G1/2-EH-25(M30)
FSTE-HD-G1/2-EH-AR-25(M30)
FSTE-HD-G1/2-EH-75(M30)
FSTE-HD-G1/2-EH-AR-75(M30)
FSTE-HD-G1/2-EH-90(M30)
FSTE-HD-G1/2-EH-AR-90(M30)
FSTE-HD-G1/4-EH-AR-90(M20)

● 技術參數 Technical parameter

型號 type	彈簧負荷率 Spring load rate [N/mm]	彈簧預應力 Spring prestress [N]	彈力 Elastic force [N]	垂直負載 Vertical load [N]	水平負載 Horizontal load [N]	自重 Weight [g]	工作溫度 Operating temperature [°C]
FSTE-HD-G1/8-EH-15(M16)	0.221	3.53	5.19	3700	385	80	0...80
FSTE-HD-G1/8-EH-AR-15(M16)	0.221	3.53	5.19	3700	385	80	0...80
FSTE-HD-G1/8-EH-25(M16)	0.143	3.57	5.36	3700	283	90	0...80
FSTE-HD-G1/8-EH-AR-25(M16)	0.143	3.57	5.36	3700	283	90	0...80
FSTE-HD-G1/8-EH-50(M16)	0.097	2.92	5.34	3700	173	110	0...80
FSTE-HD-G1/8-EH-AR-50(M16)	0.097	2.92	5.34	3700	173	110	0...80
FSTE-HD-G1/4-EH-25(M20)	0.711	6.47	15.36	2400	747	145	0...80
FSTE-HD-G1/4-EH-AR-25(M20)	0.711	6.47	15.36	2400	747	145	0...80
FSTE-HD-G1/4-EH-50(M20)	0.452	1.40	12.70	2400	466	175	0...80
FSTE-HD-G1/4-EH-AR-50(M20)	0.452	1.40	12.70	2400	466	175	0...80
FSTE-HD-G1/4-EH-75(M20)	0.262	5.38	15.20	2400	340	190	0...80
FSTE-HD-G1/4-EH-AR-75(M20)	0.262	5.38	15.20	2400	340	190	0...80
FSTE-HD-G3/8-EH-25(M30)	3.829	25.64	73.50	4800	1870	400	0...80
FSTE-HD-G3/8-EH-AR-25(M30)	3.829	25.64	73.50	4800	1870	400	0...80
FSTE-HD-G3/8-EH-75(M30)	1.072	37.20	77.40	4800	800	530	0...80
FSTE-HD-G3/8-EH-AR-75(M30)	1.072	37.20	77.40	4800	800	530	0...80
FSTE-HD-G3/8-EH-90(M30)	1.072	24.38	75.30	4800	730	545	0...80
FSTE-HD-G3/8-EH-AR-90(M30)	1.072	24.38	75.30	4800	730	545	0...80
FSTE-HD-G1/2-EH-25(M30)	3.289	25.64	73.50	4900	1870	400	0...80
FSTE-HD-G1/2-EH-AR-25(M30)	3.289	25.64	73.50	4900	1870	400	0...80
FSTE-HD-G1/2-EH-75(M30)	1.072	37.20	77.40	4900	800	530	0...80
FSTE-HD-G1/2-EH-AR-75(M30)	1.072	37.20	77.40	4900	800	530	0...80
FSTE-HD-G1/2-EH-90(M30)	1.072	24.38	75.30	4900	730	544	0...80
FSTE-HD-G1/2-EH-AR-90(M30)	1.072	24.38	75.30	4900	730	545	0...80
FSTE-HD-G1/4-EH-AR-90(M20)	0.262	1.49	13.28	1500	300	210	0...80

● 外觀尺寸圖 Dimensions

FSTE-HD (-AR)



型號 type	尺寸 size mm												
	G1	G2	G3	H	H2	LG1	LG2	LG3	SW1	SW2	SW3	Z(行程)	
FSTE-HD-G1/8-EH-15(M16)	G1/8"-F	G1/8"-M	M16x1-M	72.5	28.5	8	6.5	30	20	12	14	15	
FSTE-HD-G1/8-EH-AR-15(M16)	G1/8"-F	G1/8"-M	M16x1-M	72.5	28.5	8	6.5	30	20	12	14	15	
FSTE-HD-G1/8-EH-25(M16)	G1/8"-F	G1/8"-M	M16x1-M	85.5	41.5	8	6.5	30	20	12	14	25	
FSTE-HD-G1/8-EH-AR-25(M16)	G1/8"-F	G1/8"-M	M16x1-M	85.5	41.5	8	6.5	30	20	12	14	25	
FSTE-HD-G1/8-EH-50(M16)	G1/8"-F	G1/8"-M	M16x1-M	116.5	72.5	8	6.5	30	20	12	14	50	
FSTE-HD-G1/8-EH-AR-50(M16)	G1/8"-F	G1/8"-M	M16x1-M	116.5	72.5	8	6.5	30	20	12	14	50	
FSTE-HD-G1/4-EH-25(M20)	G1/8"-F	G1/4"-M	M20x1.5-M	86.0	40.5	12	8.5	40	24	17	17	25	
FSTE-HD-G1/4-EH-AR-25(M20)	G1/8"-F	G1/4"-M	M20x1.5-M	86.0	40.5	12	8.5	40	24	17	17	25	
FSTE-HD-G1/4-EH-50(M20)	G1/8"-F	G1/4"-M	M20x1.5-M	115.5	70.0	12	8.5	40	24	17	17	50	
FSTE-HD-G1/4-EH-AR-50(M20)	G1/8"-F	G1/4"-M	M20x1.5-M	115.5	70.0	12	8.5	40	24	17	17	50	
FSTE-HD-G1/4-EH-75(M20)	G1/8"-F	G1/4"-M	M20x1.5-M	145.5	100.0	12	8.5	40	24	17	17	75	
FSTE-HD-G1/4-EH-AR-75(M20)	G1/8"-F	G1/4"-M	M20x1.5-M	145.0	99.5	12	8.5	40	24	17	17	75	
FSTE-HD-G3/8-EH-25(M30)	G3/8"-F	G3/8"-M	M30x1.5-M	106.0	41.0	12	10.5	53	36	24	24	25	
FSTE-HD-G3/8-EH-AR-25(M30)	G3/8"-F	G3/8"-M	M30x1.5-M	106.0	41.0	12	10.5	53	36	24	24	25	
FSTE-HD-G3/8-EH-75(M30)	G3/8"-F	G3/8"-M	M30x1.5-M	177.0	112.0	12	10.5	53	36	24	24	75	
FSTE-HD-G3/8-EH-AR-75(M30)	G3/8"-F	G3/8"-M	M30x1.5-M	177.0	112.0	12	10.5	53	36	24	24	75	
FSTE-HD-G3/8-EH-90(M30)	G3/8"-F	G3/8"-M	M30x1.5-M	189.0	124.0	12	10.5	53	36	24	24	90	
FSTE-HD-G3/8-EH-AR-90(M30)	G3/8"-F	G3/8"-M	M30x1.5-M	189.0	124.0	12	10.5	53	36	24	24	90	
FSTE-HD-G1/2-EH-25(M30)	G3/8"-F	G1/2"-M	M30x1.5-M	105.5	40.5	12	10.5	53	36	24	24	25	
FSTE-HD-G1/2-EH-AR-25(M30)	G3/8"-F	G1/2"-M	M30x1.5-M	105.5	40.5	12	10.5	53	36	24	24	25	
FSTE-HD-G1/2-EH-75(M30)	G3/8"-F	G1/2"-M	M30x1.5-M	176.5	111.5	12	10.5	53	36	24	24	75	
FSTE-HD-G1/2-EH-AR-75(M30)	G3/8"-F	G1/2"-M	M30x1.5-M	176.5	111.5	12	10.5	53	36	24	24	75	
FSTE-HD-G1/2-EH-90(M30)	G3/8"-F	G1/2"-M	M30x1.5-M	188.5	123.5	12	10.5	53	36	24	24	90	
FSTE-HD-G1/2-EH-AR-90(M30)	G3/8"-F	G1/2"-M	M30x1.5-M	188.5	123.5	12	10.5	53	36	24	24	90	
FSTE-HD-G1/4-EH-AR-90(M20)	G1/8"-F	G1/4"-M	M20x1.5-M	160.0	114.3	12	8.5	40	24	17	17	90	