



技術資料 Technical data

● 介紹及應用 Introduction and application

搬運吸取平面存在高度差異的工件(如曲面金屬薄板)
搬運對壓力敏感的工件(如玻璃)·確保柔性接觸
應用:對應任何真空吸盤以及場合運用

Handle workpieces with high differences in the suction plane (such as curved metal sheets)
Handling pressure-sensitive parts (such as glass) to ensure flexible contact
Application: Corresponds to any vacuum chuck and application

● 結構 Structure



彈簧緩衝支桿上方有連接內螺紋(1)
軸承套筒(2)與高強度不銹鋼桿組裝而成·
外部彈簧組裝(4)讓本體有下位緩衝
(5)連接吸盤的螺紋·外螺紋接頭則有不同的規格
(3)兩個鎖緊螺母用於固定支架

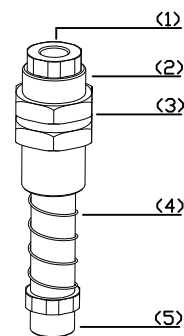
(1)連接內螺紋 (2)軸承套筒 (3)固定螺母
(4)彈簧 (5)連接吸盤的螺紋

Internal thread above spring buffered rod (1)
The bearing sleeve (2) is assembled with a high-strength stainless steel rod.
External spring assembly (4) allows the body to have a lower cushion
(5) The thread of the suction cup, the external thread joint has different specifications
(3) Two lock nuts are used to fix the bracket

(1) Connection female (2) Bearing sleeve (3) Fixing nut
(4) Spring (5) Threads for suction cup

訂購代號 How to code

FSTE	-	G 1/8	-	EH	-	AR	-	15	-	M16
產品代號 product code		連接牙口 Connect the mouth		螺紋總類 Type of thread		防旋轉功能 Anti-rotation function		緩衝距離 Buffer distance		固定螺母 Fixing nut
		G 1/8 1分 G 1/4 2分 G 3/8 3分 G 1/2 4分		 外螺紋 EH		AR 防旋轉功能 Anti-rotation function		15 15mm 25 25mm 50 50mm 75 75mm 90 90mm		M16 M20 M22 M30



● 標準尺寸資料 Standard size data

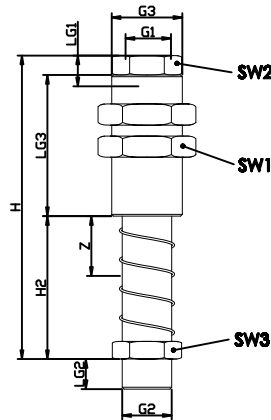
FSTE-G1/8-EH-15(M16)
FSTE-G1/8-EH-AR-15(M16)
FSTE-G1/8-EH-25(M16)
FSTE-G1/8-EH-50(M16)
FSTE-G1/8-EH-AR-50(M16)
FSTE-G1/4-EH-25(M20)
FSTE-G1/4-EH-AR-25(M20)
FSTE-G1/4-EH-50(M20)
FSTE-G1/4-EH-75(M20)
FSTE-G1/4-EH-AR-75(M20)
FSTE-G3/8-EH-30(M22)
FSTE-G3/8-EH-50(M22)
FSTE-G3/8-EH-AR-50(M22)
FSTE-G1/2-EH-25(M30)
FSTE-G1/2-EH-75(M30)
FSTE-G1/2-EH-90(M30)

技術參數 Technical parameter

FSTE系列-技術參數 Technical parameter

型號	彈簧負荷率 N/mm	彈簧預應力 N	彈力 N	垂直負載 N	水平負載 N	重量 g	工作溫度 °C
FSTE-G1/8-EH-15(M16)	0.221	3.53	5.19	3700	385	80	0...80
FSTE-G1/8-EH-AR-15(M16)	0.221	3.53	5.19	3700	385	80	0...80
FSTE-G1/8-EH-25(M16)	0.143	3.57	5.36	3700	283	90	0...80
FSTE-G1/8-EH-50(M16)	0.097	2.92	5.34	3700	173	110	0...80
FSTE-G1/8-EH-AR-50(M16)	0.097	2.92	5.34	3700	173	110	0...80
FSTE-G1/4-EH-25(M20)	0.711	6.47	15.36	2400	747	145	0...80
FSTE-G1/4-EH-AR-25(M20)	0.711	6.47	15.36	2400	747	144	0...80
FSTE-G1/4-EH-50(M20)	0.452	1.40	12.70	2400	466	175	0...80
FSTE-G1/4-EH-75(M20)	0.262	5.38	15.20	2400	340	190	0...80
FSTE-G1/4-EH-AR-75(M20)	0.262	5.38	15.20	2400	340	202	0...80
FSTE-G3/8-EH-30(M22)	0.985	7.72	28.8	2800	360	174	0...80
FSTE-G3/8-EH-50(M22)	0.738	5.77	31.6	2800	360	194	0...80
FSTE-G3/8-EH-AR-50(M22)	0.738	5.77	31.6	2800	360	194	0...80
FSTE-G1/2-EH-25(M30)	3.829	25.64	73.50	4900	1870	400	0...80
FSTE-G1/2-EH-75(M30)	1.072	37.20	77.40	4900	800	530	0...80
FSTE-G1/2-EH-90(M30)	1.072	24.38	75.30	4900	730	544	0...80

外觀尺寸圖 Dimensions



型號	尺寸 mm		G1	G2	G3	H	H2	LG1	LG2	LG3	SW1	SW2	SW3	Z(行程)
FSTE-G1/8-EH-15(M16)	G1/8"-F	G1/8"-M	M16×1-M	73.5	29.5	8.0	6.5	30	20	12	14	15		
FSTE-G1/8-EH-AR-15(M16)	G1/8"-F	G1/8"-M	M16×1-M	73.5	28.5	8.0	6.5	30	20	12	14	15		
FSTE-G1/8-EH-25(M16)	G1/8"-F	G1/8"-M	M16×1-M	86.5	42.5	8.0	6.5	30	20	12	14	25		
FSTE-G1/8-EH-50(M16)	G1/8"-F	G1/8"-M	M16×1-M	117.5	73.5	8.0	6.5	30	20	12	14	50		
FSTE-G1/8-EH-AR-50(M16)	G1/8"-F	G1/8"-M	M16×1-M	117.5	72.5	8.0	6.5	30	20	12	14	50		
FSTE-G1/4-EH-25(M20)	G1/8"-F	G1/4"-M	M20×1.5-M	86.0	40.5	13.0	8.5	40	24	17	17	25		
FSTE-G1/4-EH-AR-25(M20)	G1/8"-F	G1/4"-M	M20×1.5-M	86.0	40.5	13.0	8.5	40	24	17	17	25		
FSTE-G1/4-EH-50(M20)	G1/8"-F	G1/4"-M	M20×1.5-M	115.5	70.0	13.0	8.5	40	24	17	17	50		
FSTE-G1/4-EH-75(M20)	G1/8"-F	G1/4"-M	M20×1.5-M	145.0	99.5	13.0	8.5	40	24	17	17	75		
FSTE-G1/4-EH-AR-75(M20)	G1/8"-F	G1/4"-M	M20×1.5-M	145.0	99.5	13.0	8.5	40	24	17	17	75		
FSTE-G3/8-EH-30(M22)	G1/4"-F	G3/8"-M	M22×1.5-M	92.5	47	13.0	8.5	40	27	19	19	30		
FSTE-G3/8-EH-50(M22)	G1/4"-F	G3/8"-M	M22×1.5-M	112.5	67	13.0	8.5	40	27	19	19	50		
FSTE-G3/8-EH-AR-50(M22)	G1/4"-F	G3/8"-M	M22×1.5-M	112.5	67	13.0	8.5	40	27	19	19	50		
FSTE-G1/2-EH-25(M30)	G3/8"-F	G1/2"-M	M30×1.5-M	105.5	42.5	13.0	10.5	55	36	24	24	25		
FSTE-G1/2-EH-75(M30)	G3/8"-F	G1/2"-M	M30×1.5-M	176.5	113.5	13.0	10.5	55	36	24	24	75		
FSTE-G1/2-EH-90(M30)	G3/8"-F	G1/2"-M	M30×1.5-M	188.5	125.5	13.0	10.5	55	36	24	24	90		